


Recording your voice



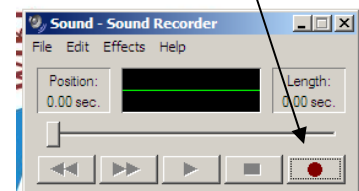
1) From your program menu select:
Accessories

Entertainment

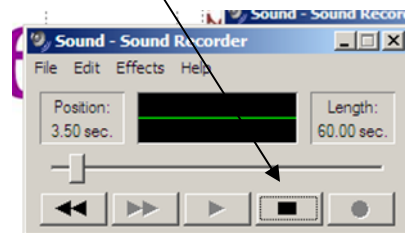
Sound recorder

2) plug in your microphone
(microphone jack)

3) Press the record button on sound
recorder.



4) press the stop button when you are
finished.



To save your file, go under file, then
"save as" and name it! It saves as a
"wav" file.