


**Identifying Sounds: Ending Sound /g/**

# How Does It End?



is a dog.

Circle the pictures that end with the same sound as dog.



**Identifying Sounds: Ending Sound /t/**

# How Does It End?




is an artist.

Circle the pictures that end with the same sound as artist.



astronaut



diskette



alligator



parrot



coyote



bat

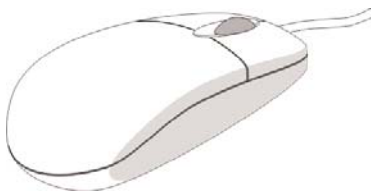

**Identifying Sounds: Beginning Sound /m/**

# How Does It Begin?



is a mouse.

Draw a line from  to all the pictures that begin with m.



**Identifying Sounds: Beginning Sound /m/**

# How Does It Begin?

A.



is a mouse.

Draw a line from  to all the pictures that begin with m.



\_\_\_\_\_



\_\_\_\_\_



\_\_\_\_\_



\_\_\_\_\_



\_\_\_\_\_



\_\_\_\_\_

B. Use the *IDEA Picture Dictionary 1* to find the words for each picture above. Write the word under each picture.

C. Write six other words that begin with m.

1. \_\_\_\_\_ 2. \_\_\_\_\_ 3. \_\_\_\_\_

4. \_\_\_\_\_ 5. \_\_\_\_\_ 6. \_\_\_\_\_




# How Many Sounds?


Say the name of each picture.

Draw a triangle around the pictures with three sounds.

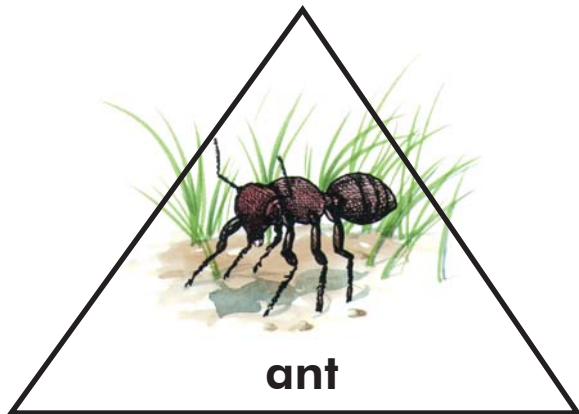
Draw a rectangle around the pictures with four sounds.




**ball**



**barn**




**ant**



**yam**



**penny**



**goat**

# How Many Sounds?

Say the name of each picture.

Write the number of sounds below each word.



**baseball**

6



**ambulance**

\_\_\_\_\_



**buffalo**

\_\_\_\_\_



**pancake**

\_\_\_\_\_



**umbrella**

\_\_\_\_\_



**potato**

\_\_\_\_\_



**monitor**

\_\_\_\_\_



**hamburger**

\_\_\_\_\_

# What's Missing?

Look at the picture and read the words.  
Circle the words that need a sound.






**Deleting Sounds**

# What's Missing?

Look at the picture and read the words.  
Write the words that need a sound below.



1. bat

4. \_\_\_\_\_

2. \_\_\_\_\_

5. \_\_\_\_\_


3. \_\_\_\_\_

6. \_\_\_\_\_



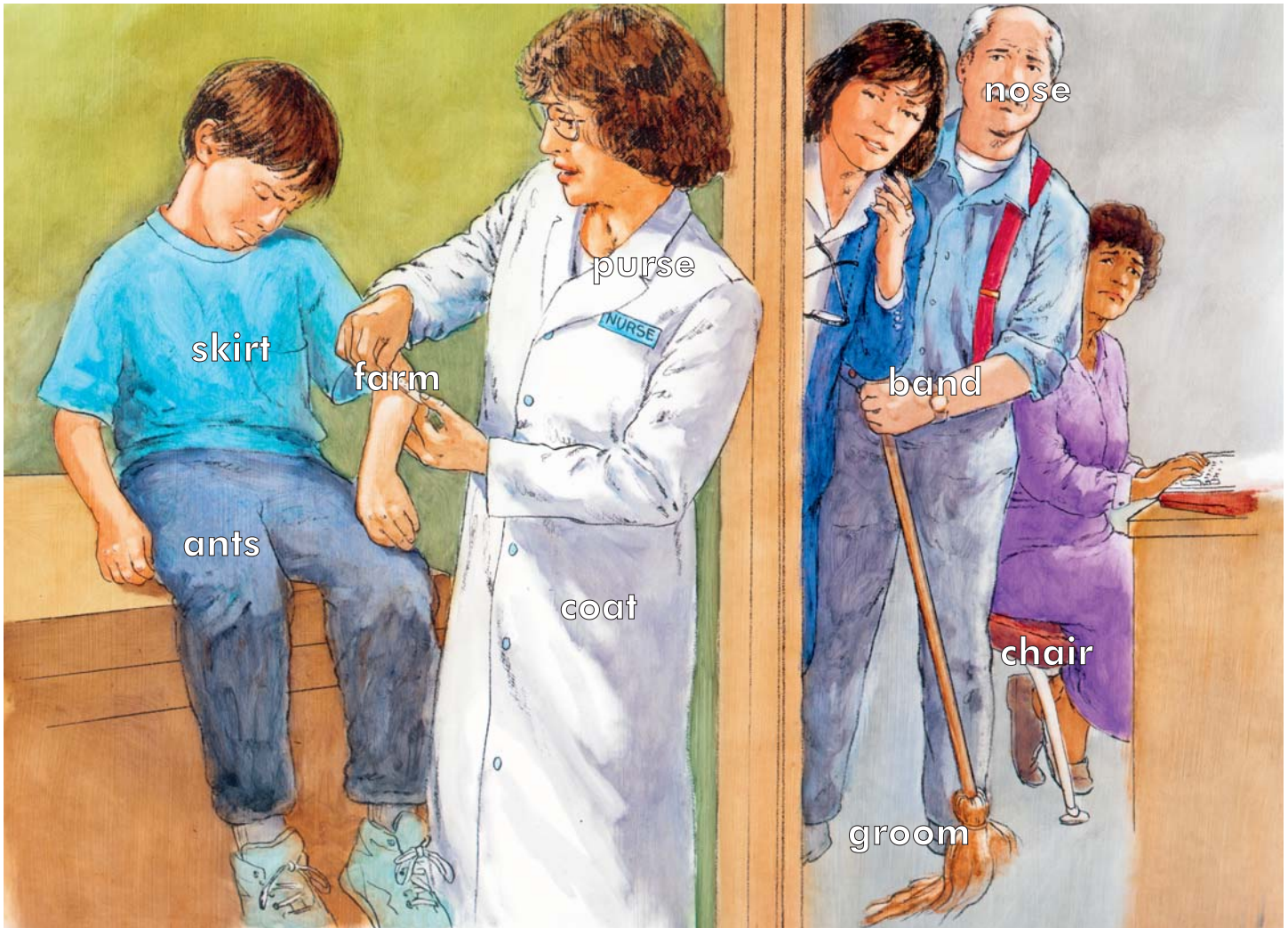
# What Can Change?

Look at the picture and read the words.  
Circle the words that are wrong.



# What Can Change?

Look at the picture and read the words.  
Some words are wrong. Write the correct words below.



1. nurse

2. \_\_\_\_\_

3. \_\_\_\_\_

4. \_\_\_\_\_

5. \_\_\_\_\_


6. \_\_\_\_\_



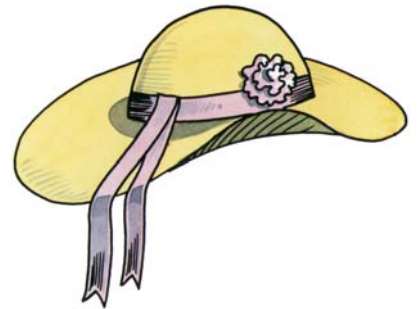

# How Are They the Same?

All of the words in each sentence begin with the same sound. Circle the correct picture for the missing word in each sentence.

1. Carl's cousin cooks \_\_\_\_\_ s.



2. My mom makes \_\_\_\_\_ s.



3. Sally's sister sells \_\_\_\_\_ s.





**Similar Sounds: Beginning Sounds**

# How Are They the Same?

Most of the words in each sentence begin with the same sound.  
Circle the correct picture for the missing word in each sentence.  
Write the word in the blank.

1. My mom is a musician in Mexico.



2. Carl's cousin is a \_\_\_\_\_ in California.



3. Frank's father is a \_\_\_\_\_ in France.



**Isolating Sounds**

# Can You Hear Each Sound?

1. Say the name of each picture. Circle the beginning sound of the words.



t

d



(b)


k

2. Say the name of each picture. Circle the ending sound of the words.



p

r



d

l

3. Say the name of each picture. Circle the middle sound of the words.



ay

ah



aw

ee

**Isolating Sounds**

# Can You Hear Each Sound?

1. Say the name of each picture. Circle the beginning sound of the words.



th

(ch)

sh

wh

zh

2. Say the name of each picture. Circle the ending sound of the words.



zh

sh

th

wh

ch

3. Say the name of each picture. Circle the middle sound of the words.



oi

oh

oo

ah

ow



**Rhyming Sounds**

# Rhyming Words

Look at the picture and read the words. Find the rhyming words. Match each pair.

blocks

toy

car

plane

train

boy

sandbox

guitar





**Rhyming Sounds**

# Rhyming Words

Look at the picture and read the words. Find the rhyming words. Use the words to complete the poem. Write a title for the poem.



(Title) \_\_\_\_\_

The girl with a ribbon in her hair  
has a hot dog and wants a pear.

The boy at the table just ate an \_\_\_\_\_.

I think he spilled some on his \_\_\_\_\_.

Would you like a sandwich with \_\_\_\_\_,

or jello, popcorn, chips and \_\_\_\_\_?

**Rhyming Sounds**

# More Rhymes

Circle the rhyming words.



**tree**



**train**



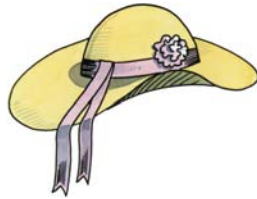
**three**



**heel**



**cat**



**hat**



**car**



**map**



**head**



**zebra**



**rice**



**bed**



**black**



**fork**



**pear**



**back**



**van**



**man**



**truck**



**axe**



**Rhyming Sounds**

# More Rhymes

Circle the rhyming words.



tree



train



three



heel



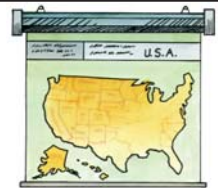
cat



hat



car



map



head



zebra



rice



bed



black



fork



pear



back



van



man



truck



axe

**Bonus:** Think of rhyming words for the words below.

bat cat

bee \_\_\_\_\_

fish \_\_\_\_\_

zoo \_\_\_\_\_

**Blending Sounds**

# Putting Sounds Together


Say the sounds together.

Circle the picture that the sounds make.

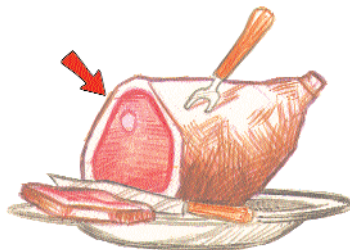

1. /k/ /ow/



2. /s/ /oh/ /d/ /uh/



3. /h/ /oh/ /r/ /s/



**Blending Sounds**

# Putting Sounds Together

Say the sounds together. Match the pictures with the sounds.  
Write the words next to the pictures.

/l/ /a/ /m/



\_\_\_\_\_

/m/ /a/ /n/



lamb

/m/ /a/ /p/



\_\_\_\_\_

/p/ /a/ /n/



\_\_\_\_\_

/m/ /ah/ /p/




\_\_\_\_\_



# Sounds and Letters



is a mouse. The sounds in mouse are: /m/ /ow/ /s/.

1.  is a moose. Circle the two sounds from moose that are the same as mouse.

/m/      /ow/      /s/

2.  is a mouth. Circle the two sounds from mouth that are the same as mouse.

/m/      /ow/      /s/

3.  is a blouse. Circle the two sounds from blouse that are the same as mouse.

/m/      /ow/      /s/

# Sounds and Letters



bean



beaver



bear


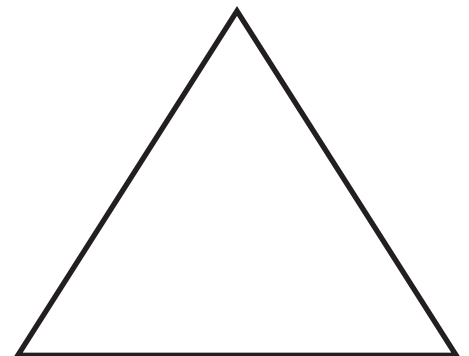
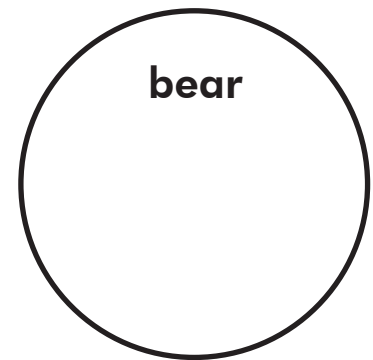


ear

1. Write the words that begin with B in the circle.

2. Write the words that end with R in the triangle.

3. Write the words that begin with B and end in R in the square.



**TEACHER:** To expand this activity, point out that each word has the ea vowel combination. Have students look in the *IDEA Picture Dictionary 1* to find the pronunciation of each word. Then ask them to say the word that has a different vowel sound.

**Forming Words**

# Making Words

Match the letters to make the words in the pictures.

**v**



\_\_\_an

**f**



\_\_\_an

**p**



\_\_\_an

**m**



\_\_\_an







**Forming Words**

# Making Words

Match the letters to make words. Write the words beside the correct pictures in the story.

s	orn
g	ummer
a	inter
c	nt
w	rasshopper

## The Ant and the Grasshopper

One  summer day, a  \_\_\_\_\_ was having fun singing and hopping around. Then he noticed an  \_\_\_\_\_ hard at work. The ant was pushing a large ear of  \_\_\_\_\_.

"Why don't you come play with me?" asked the grasshopper.

"I'm busy gathering food for  \_\_\_\_\_," said the ant.

"But winter is a long time from now," said the grasshopper.

The ant did not stop to play. He knew if he did not save food for winter, he would be very hungry.

# Putting Sounds in Order


- a) Say the word for the picture. Circle the sounds that make the word.



/b/ /u/ /k/

/k/ /u/ /k/


- b) Say the word for the picture. Circle the sounds that make the word.



/t/ /ay/ /b/ /u/ /l/

/b/ /a/ /t/

- c) Say the word for the picture. Circle the sounds that make the word.




/t/ /oh/ /s/ /t/

/s/ /t/ /oh/ /v/

# Putting Sounds in Order

- a) Say the word for the picture. Circle the sounds that make the word.



/b/ /ay/ /k/ /u/ /r/

- b) Say the word for the picture. Circle the sounds that make the word.



/p/ /ee/ /k/ /ah/ /k/

/k/ /ayr/ /u/ /t/

- c) Say the word for the picture. Circle the sounds that make the word.



/l/ /i/ /p/

/p/ /ay/ /l/

## Bonus:


Write five more words using the sounds from above.

1 pear 2 \_\_\_\_\_ 3 \_\_\_\_\_  
4 \_\_\_\_\_ 5 \_\_\_\_\_



# Making Connections

Label the farm animals.  
Use the words below.



sheep


chicken  
rooster  
ant  
chick  
calf

cow  
goose  
sheep  
colt  
horse  
lamb

goat  
bee  
turkey  
pig  
duck  
butterfly

# Making Connections

Label the farm animals.  
Use the words below.



sheep

chicken  
rooster  
ant  
chick  
calf

cow  
goose  
sheep  
colt  
horse  
lamb

goat  
bee  
turkey  
pig  
duck  
butterfly

**Bonus:** Name at least two animals that begin with the same sound.

\_\_\_\_\_  
\_\_\_\_\_